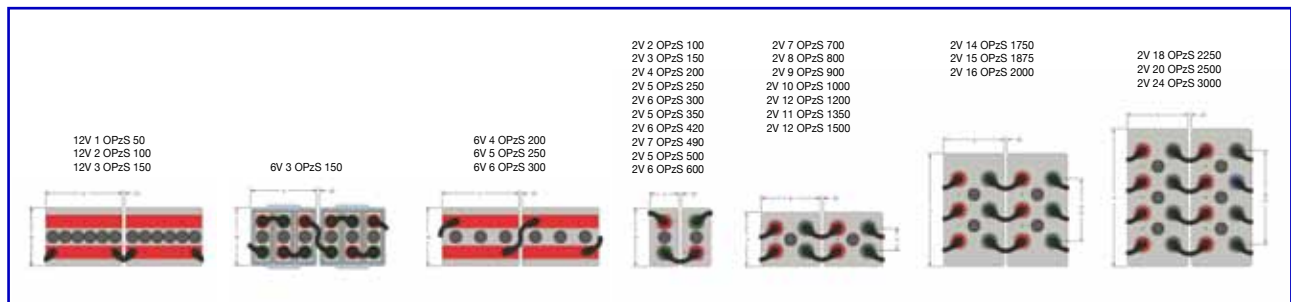



Product Range

Type	Positive Plates Number	Number of Poles	Nom. capacity (Ah at 20°C)					Length (mm)	Width (mm)	Height (mm)	Height ₂ (mm)	Poles Distance	Filled Weight (approx. kg)	Dry Weight (approx. kg)	Internal Resistance (mOhm)	Short Circuit Current (A)
			C240 1.85 Vpc	C120 1.85 Vpc	C48 1.80V pc	C24 1.80 Vpc	C12 1.80 Vpc									
2V 2 OPzS 100	2	2	197	187	168	148	132	103	206	355	369	-	14	8	1.620	1240
2V 3 OPzS 150	3	2	274	263	235	209	188	103	206	355	369	-	16	11	1.083	1860
2V 4 OPzS 200	4	2	310	300	272	243	224	103	206	355	369	-	18	13	0.847	2380
2V 5 OPzS 250	5	2	391	378	343	307	281	124	206	355	369	-	21	15	0.671	3000
2V 6 OPzS 300	6	2	470	454	411	368	338	145	206	355	369	-	26	19	0.575	3500
2V 5 OPzS 350	5	2	574	553	498	444	413	124	206	471	485	-	28	21	0.608	3300
2V 6 OPzS 420	6	2	686	661	596	530	494	145	206	471	485	-	34	24	0.518	3900
2V 7 OPzS 490	7	2	780	750	676	602	564	166	206	471	485	-	39	28	0.453	4450
2V 5 OPzS 500	5	2	948	904	797	695	639	145	206	646	660	-	42	29	0.537	3750
2V 6 OPzS 600	6	2	1006	966	859	754	703	145	206	646	660	-	46	33	0.447	4500
2V 7 OPzS 700	7	4	1286	1230	1088	950	877	191	210	646	660	80	60	43	0.378	5350
2V 8 OPzS 800	8	4	1330	1278	1139	1001	934	191	210	646	660	80	64	47	0.327	6200
2V 9 OPzS 900	9	4	1546	1484	1319	1157	1076	233	210	646	660	110	73	53	0.292	6950
2V 10 OPzS 1000	10	4	1656	1592	1419	1248	1165	233	210	646	660	110	78	57	0.261	7750
2V 12 OPzS 1200	12	4	1985	1908	1695	1487	1391	275	210	646	660	140	91	66	0.228	8850
2V 11 OPzS 1375	11	4	2369	2286	2064	1830	1698	275	210	797	811	140	111	76	0.238	8500
2V 12 OPzS 1500	12	4	2294	2226	2024	1807	1701	275	210	797	811	140	115	81	0.225	9000
2V 14 OPzS 1750	14	6	2868	2770	2505	2224	2069	397	212	772	786	110	143	96	0.195	10350
2V 15 OPzS 1875	15	6	3019	2921	2650	2361	2208	397	212	772	786	110	149	103	0.176	11500
2V 16 OPzS 2000	16	6	3065	2972	2710	2424	2279	397	212	772	786	110	155	109	0.160	12600
2V 18 OPzS 2250	18	8	3917	3780	3419	3038	2811	487	212	772	786	110	184	125	0.140	14450
2V 20 OPzS 2500	20	8	4217	4076	3696	3291	3057	487	212	772	786	110	201	135	0.125	16200
2V 24 OPzS 3000	24	8	4769	4620	4199	3747	3508	576	212	772	786	140	230	158	0.108	18800
6V 3 OPzS 150	3	2	252	242	221	199	184	233	224	345	377	-	41	30	1.138	1780
6V 4 OPzS 200	4	2	293	283	261	237	223	272	205	332	361	-	47	35	0.900	2240
6V 5 OPzS 250	5	2	403	389	355	320	298	380	205	332	361	-	61	44	0.760	2660
6V 6 OPzS 300	6	2	422	408	376	341	323	380	205	332	361	-	67	51	0.667	3040
12V 1 OPzS 50	1	2	91	86	78	71	65	272	205	332	361	-	38	24	3.226	620
12V 2 OPzS 100	2	2	137	132	121	111	106	272	205	332	361	-	49	38	1.613	1260
12V 3 OPzS 150	3	2	199	191	176	161	155	380	205	332	361	-	70	53	1.138	1780

* Includes installed connectors and shrouds

Drawings





Technical Features


Design

Positive plates	Tubular plates with special low-antimony lead alloy ($\leq 1.65\%$ Sb)
Negative plates	Pasted negative plates of grid design with optimized low-antimony lead alloy
Separators	Low resistance, microporous PVC
Electrolyte	Diluted sulphuric acid
Container, lid material	High impact, transparent SAN (Styrene Acrylonitrile) for container. Robust ABS (Acrylonitrile Butadien Styrene) Material for lid.
Poles	Premium design with insert and rubber seal in the lid for hardness and acid resistance. M10 brass inlay. Impedance measurements possible.
Connectors	Voltage measurements possible due to bolt-on type design. Steel bolts with plastic encapsulated heads. Insulated flexible connectors, optional solid connectors available.
Ceramic Plugs	Flame arresting design. Ceramic funnel plugs also available.

Operation

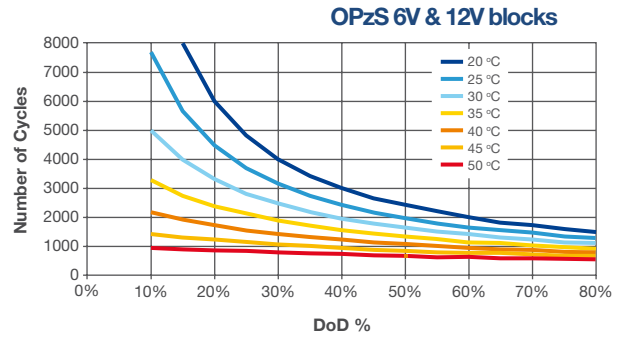
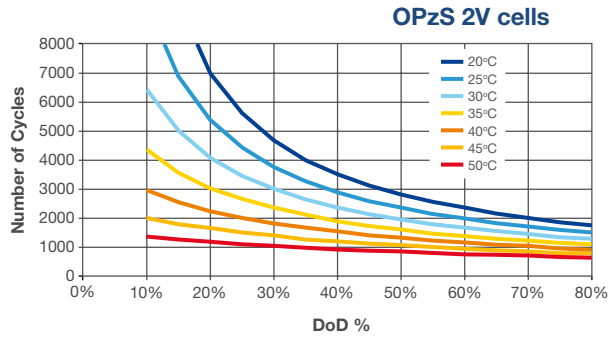
Number of cycles	2300 cycles for 2V cells, 2000 cycles for 6V & 12V blocks (60% DoD, 20°C).
Design life	20 years for 2V cells, 18 years for 6V&12V blocks (stand-by float, 20°C).
Maintenance	Low topping up requirements.
Operating temperature	Recommended 10°C to 30°C. Max: 55°C.
Storage Time	Maximum shelf life up to 3 months at 20°C, 2 months at 30°C or 1 month at 40°C.
Self discharge rate	Approx. 2.5% per month at 20°C.

Certified Quality

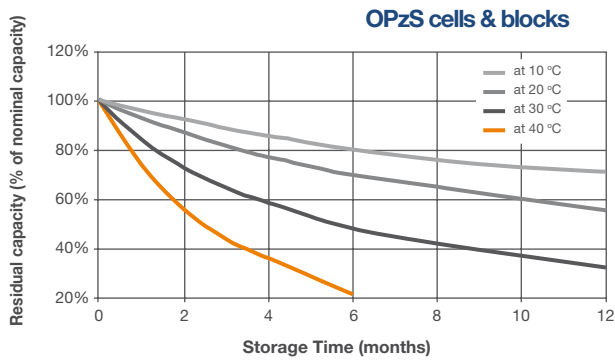


Performance Curves

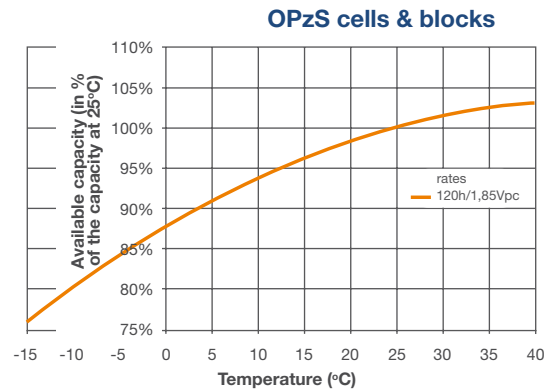
Expected Number of Cycles vs. DoD



Self-discharge characteristics



Capacity vs temperature



Guidance for the Initial Low-voltage Disconnect Settings (25°C Reference Temperature)

